

My Company

Test 1 runtime

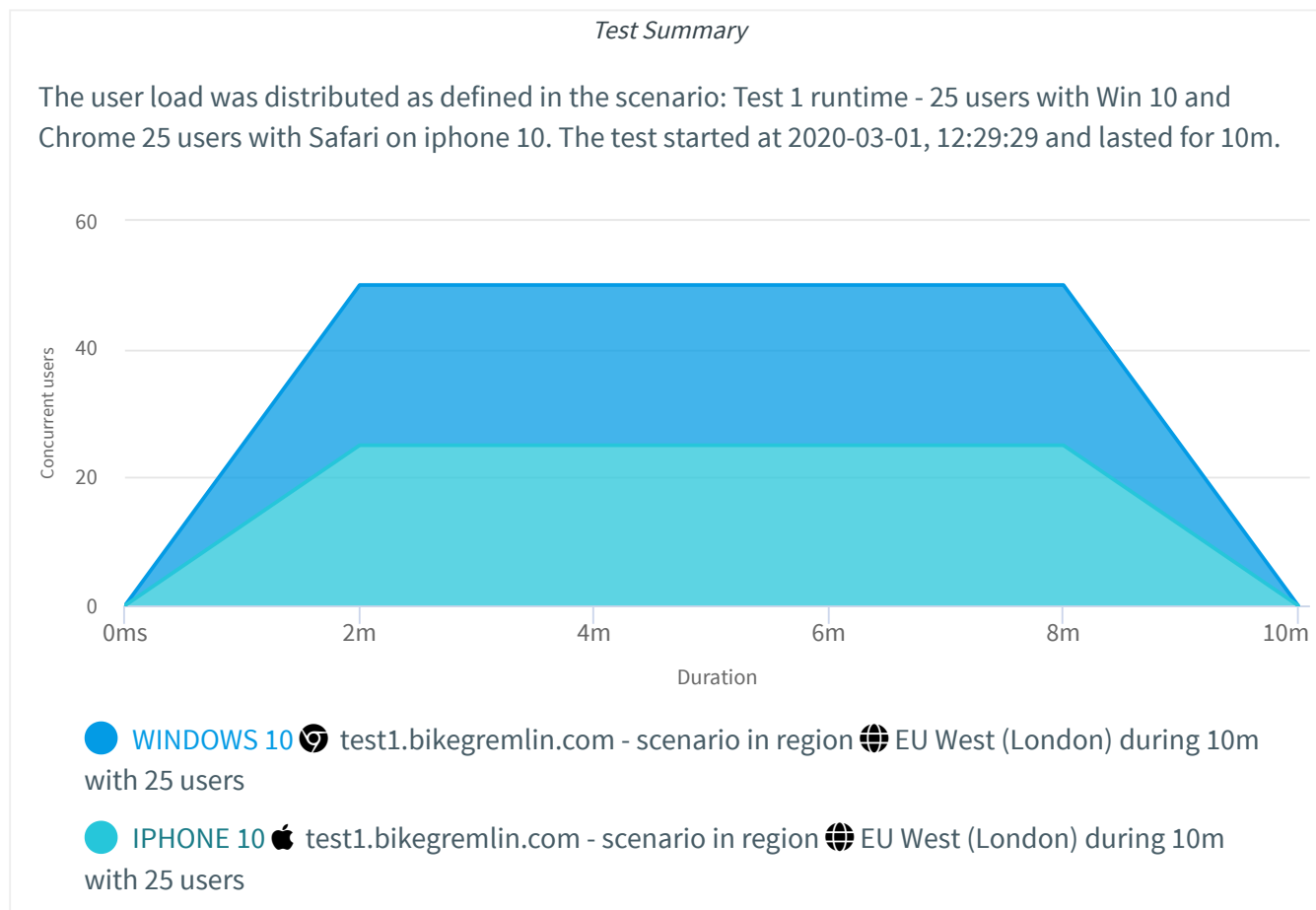
2020-03-01, 12:28:53

Result: Test 1 runtime - 50 VUs - 2020-03-01 11:28 UTC

Table of Contents

| Index | Chapter |
|--------------|---------------------------------------|
| <u>1.</u> | Test Summary |
| <u>2.</u> | Results Summary |
| <u>2.1.</u> | Hit rate and response time under load |
| <u>2.2.</u> | Request details |
| <u>3.</u> | Result breakdown |
| <u>3.1.</u> | Response time and percentiles |
| <u>3.2.</u> | Throughput |
| <u>4.</u> | Response Codes Repartition |

1. Test Summary



Statistics summary



Hits count

13440 hits



Errors count

266 errors



% Errors

1.98 %



Avg. response time

0.69 sec



Latency standard deviation

2.637 sec



Received Bytes rate

2.3 MB/sec

2. Results Summary

2.1. Hit rate and response time under load



2.2. Request details

| <i>Results tree</i> | | | | | |
|---------------------|------------------------|--------------------------|-----------------------------------|-------------------|--------------|
| | Action | Avg. response time (sec) | Response time percentile 90 (sec) | Hits count (hits) | % Errors (%) |
| | 🍏 IPHONE 10 - test1... | | | | |
| | 📄 / | 0.777 | 1.253 | 353 | 2.83 |
| | 📄 /9625/drzanje... | 0.633 | 0.556 | 353 | 2.55 |
| | 📄 /9412/rutiranj... | 0.836 | 0.526 | 352 | 2.27 |
| | 📄 /913/celave-g... | 0.508 | 0.372 | 349 | 1.72 |
| | 📄 /category/teh... | 0.804 | 0.605 | 348 | 2.59 |
| | 📄 /2233/masti-z... | 0.511 | 0.499 | 347 | 1.73 |
| | 📄 /category/koc... | 1.145 | 0.99 | 346 | 2.89 |
| | 📄 /1839/standar... | 1.373 | 4.142 | 345 | 3.77 |
| | 📄 /1893/kompat... | 1.204 | 0.516 | 343 | 2.33 |
| | 📄 /category/ram... | 0.703 | 0.771 | 343 | 2.04 |
| | 📄 /3293/materij... | 0.749 | 0.515 | 343 | 2.33 |
| | 📄 /korisni-linkovi/ | 0.557 | 0.517 | 340 | 2.06 |
| | 📄 /o-autoru/ | 0.447 | 0.507 | 340 | 1.76 |
| | 📄 /ocene/bicikli/ | 0.546 | 0.345 | 339 | 1.47 |
| | 📄 /ocene/bicikli/... | 0.457 | 0.419 | 337 | 1.48 |
| | 📄 /2679/capriol... | 0.692 | 0.496 | 336 | 1.79 |
| | 📄 /200/bicikl-kol... | 0.763 | 0.508 | 334 | 1.5 |
| | 📄 /2866/kontrau... | 0.509 | 0.497 | 333 | 1.8 |

Total Items: 78 (Showing Items: 40)

- 🕒 Avg. response time
- 🕒 Response time percentile 90
- 📄 Hits count
- % % Errors

| Action | Results | | | |
|----------------------------|----------------------------|-----------------------------------|-------------------|--------------|
| | Avg. response time (sec) ▼ | Response time percentile 90 (sec) | Hits count (hits) | % Errors (%) |
| 📄 /category/kocnice-le... | 0.95 | 1.02 | 716 | 2.37 |
| 📄 /1839/standardi-pat... | 0.947 | 0.998 | 713 | 2.66 |
| 📄 /category/tehnicki-d... | 0.94 | 1.029 | 722 | 3.19 |
| 📄 /1893/kompatibilno... | 0.924 | 0.649 | 710 | 1.97 |
| 📄 /9412/rutiranje-buzir... | 0.828 | 0.909 | 727 | 2.48 |
| 📄 /2233/masti-za-lezaj... | 0.797 | 0.992 | 719 | 2.36 |
| 📄 /2866/kontraupravlj... | 0.736 | 0.496 | 686 | 1.6 |
| 📄 /9625/drzanje-bicikl... | 0.719 | 0.511 | 729 | 2.47 |
| 📄 /category/ram/sedla... | 0.65 | 0.706 | 707 | 1.84 |
| 📄 / | 0.65 | 0.813 | 731 | 2.05 |
| 📄 /3293/materijali-od... | 0.65 | 0.515 | 707 | 2.26 |
| 📄 /913/celave-gume/c... | 0.615 | 0.519 | 723 | 2.07 |
| 📄 /200/bicikl-koliko-br... | 0.613 | 0.435 | 688 | 1.45 |
| 📄 /korisni-linkovi/ | 0.584 | 0.51 | 700 | 1.71 |
| 📄 /ocene/bicikli/ | 0.545 | 0.421 | 696 | 1.44 |
| 📄 /o-autoru/ | 0.533 | 0.516 | 698 | 1.72 |
| 📄 /1064/hvatovi-drum... | 0.498 | 0.402 | 684 | 1.32 |
| 📄 /2679/capriolo-sunri... | 0.472 | 0.329 | 691 | 1.3 |
| 📄 /ocene/bicikli/treking/ | 0.438 | 0.357 | 693 | 1.15 |

Total Items: 19

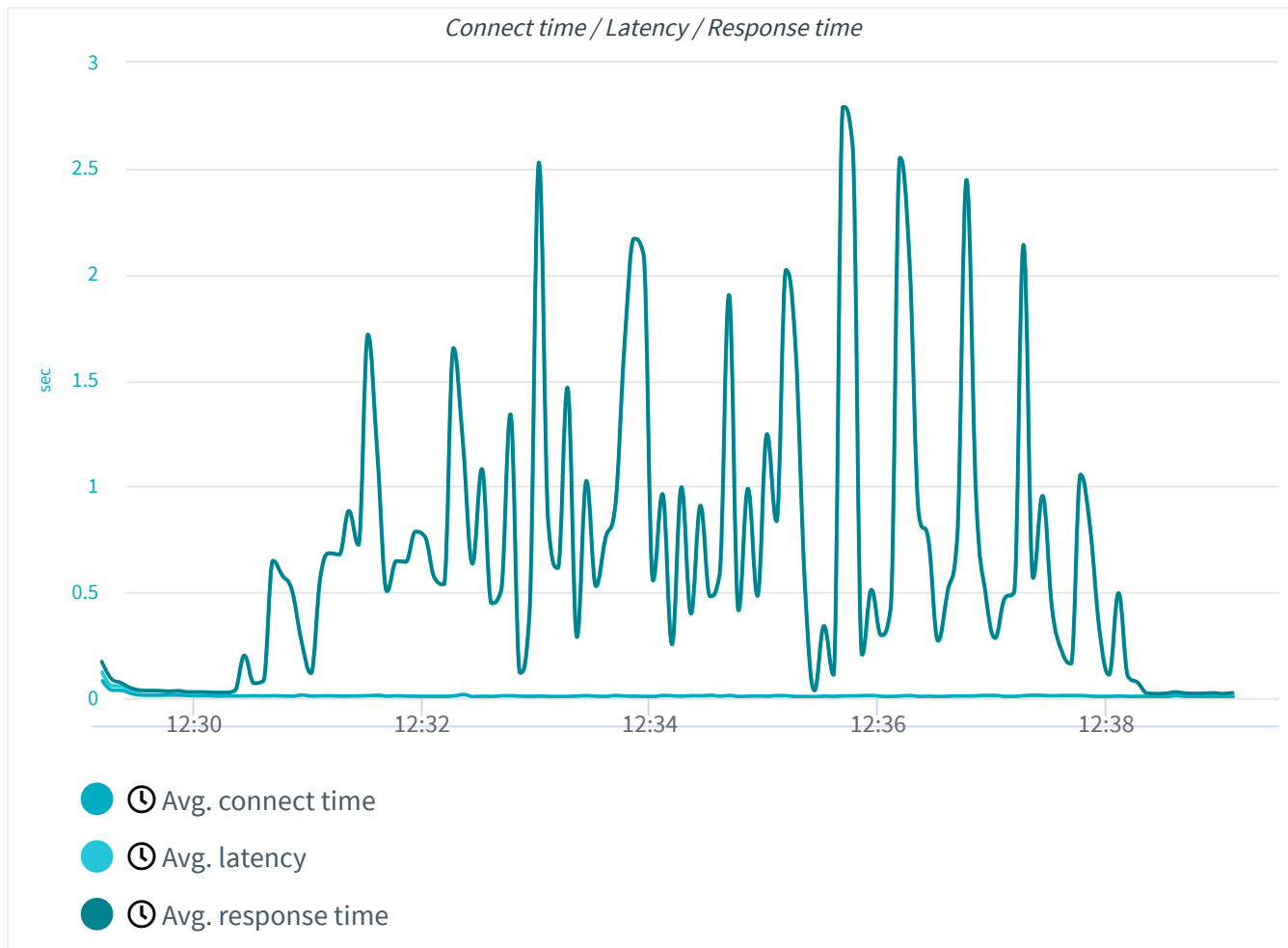
- 🕒 Avg. response time
- 🕒 Response time percentile 90
- 📄 Hits count
- % % Errors

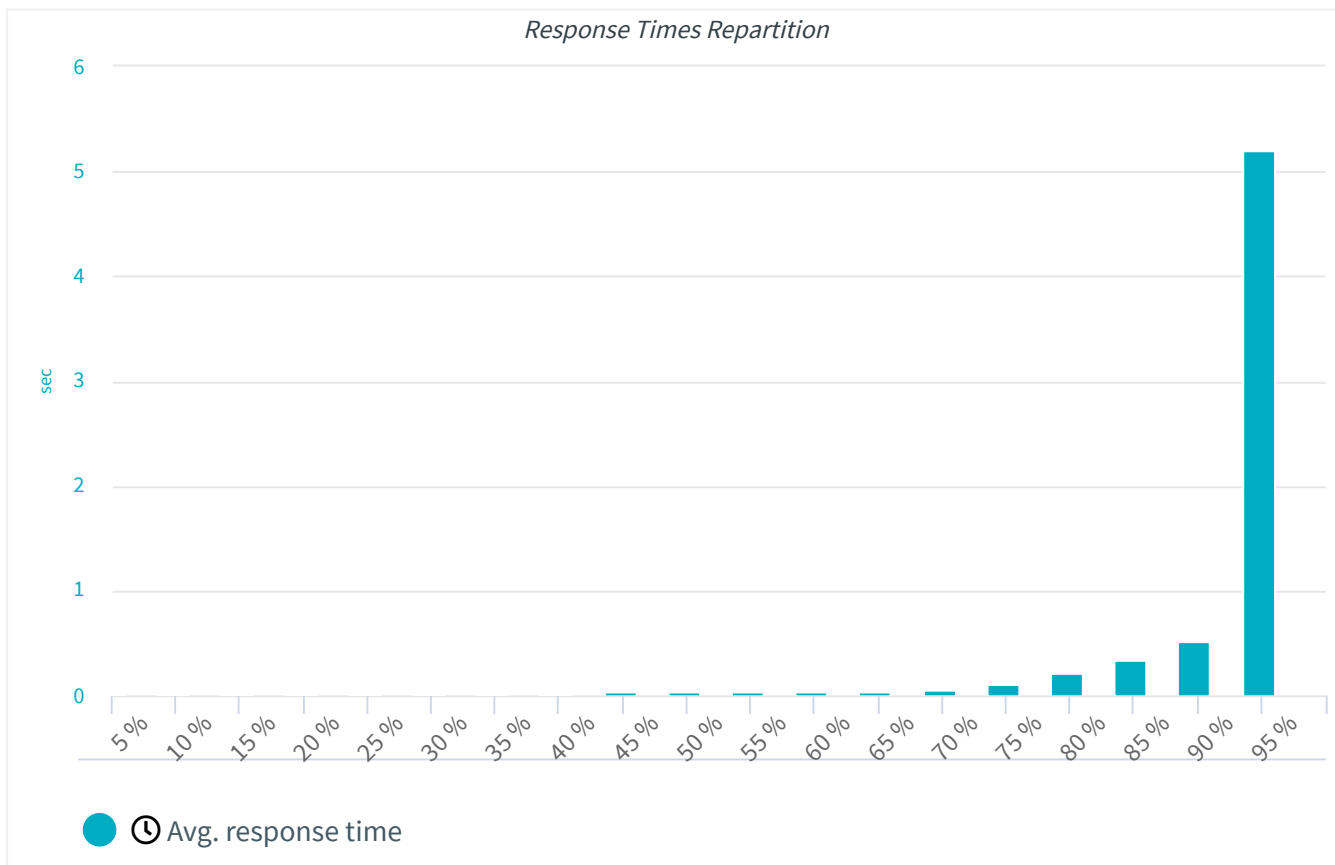
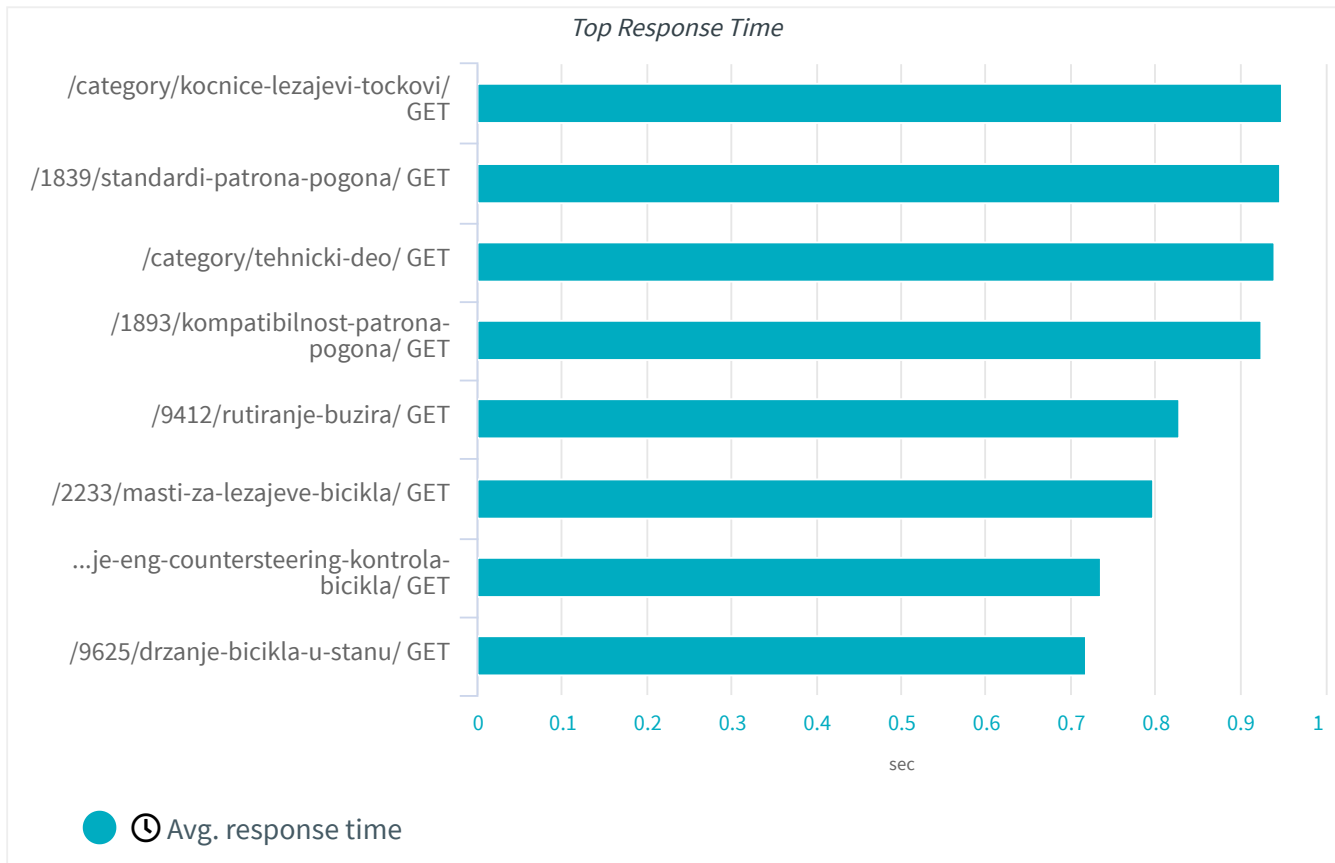
| <i>Threshold alarms</i> | | | | |
|-------------------------|----------|----------------------------|----------------------------|----------------------------|
| Time ▲ | Duration | Connection | Counter | Threshold |
| 2020-03-01, 12:29:40 | 5s | Load Generator (sabra_s... | Load Generator (sabra_s... | ⚠ 80 ≤ counter during 3... |

Total Items: 1

3. Result breakdown

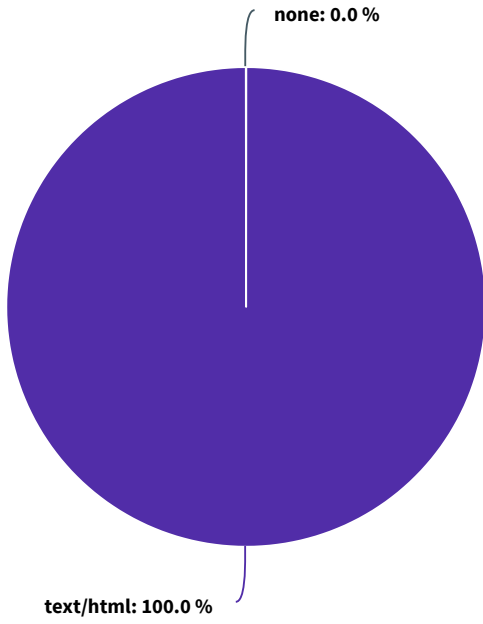
3.1. Response time and percentiles



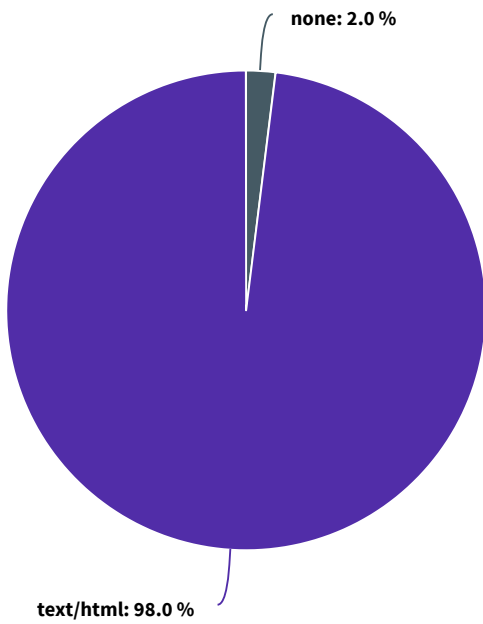


3.2. Throughput

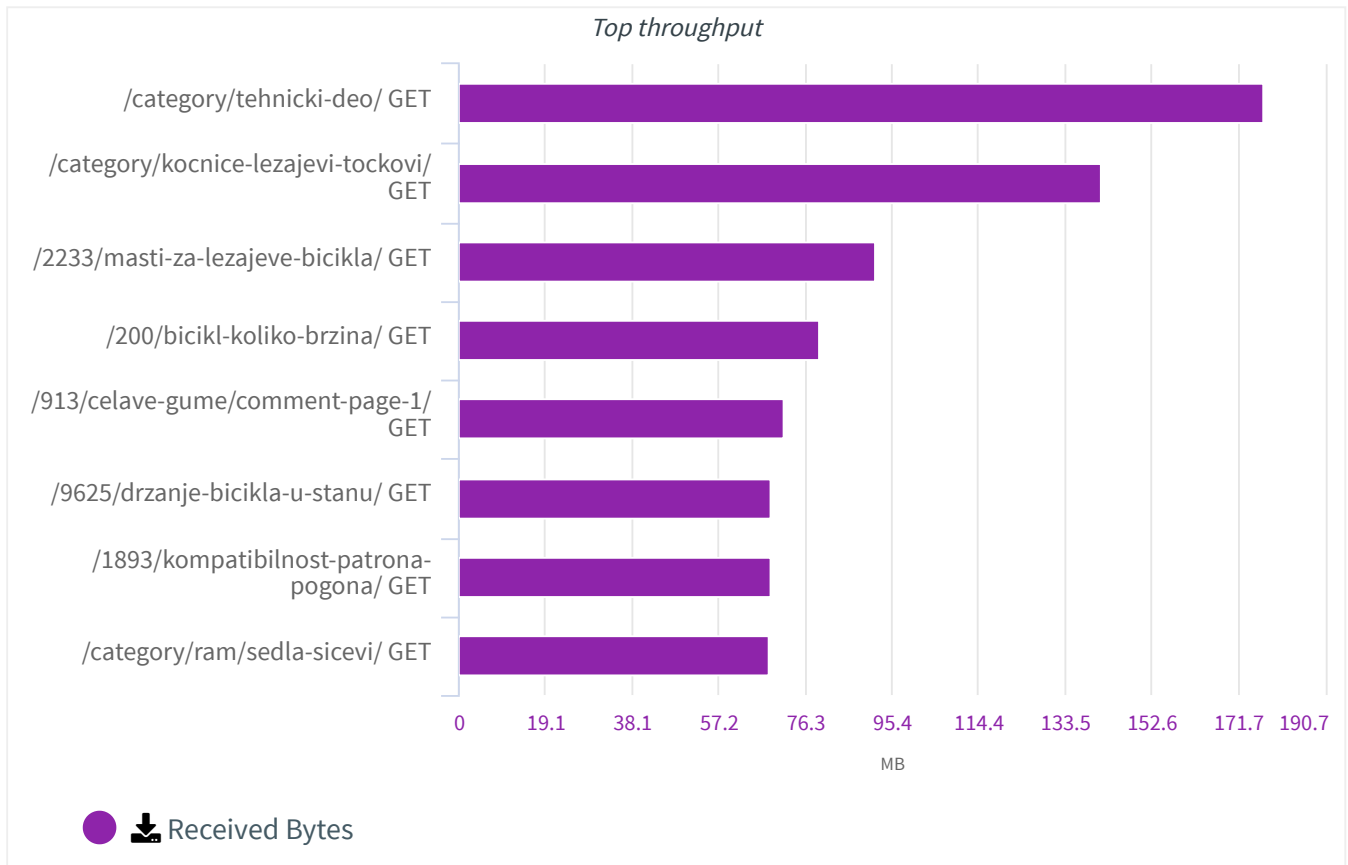
Media types throughput



Media types count

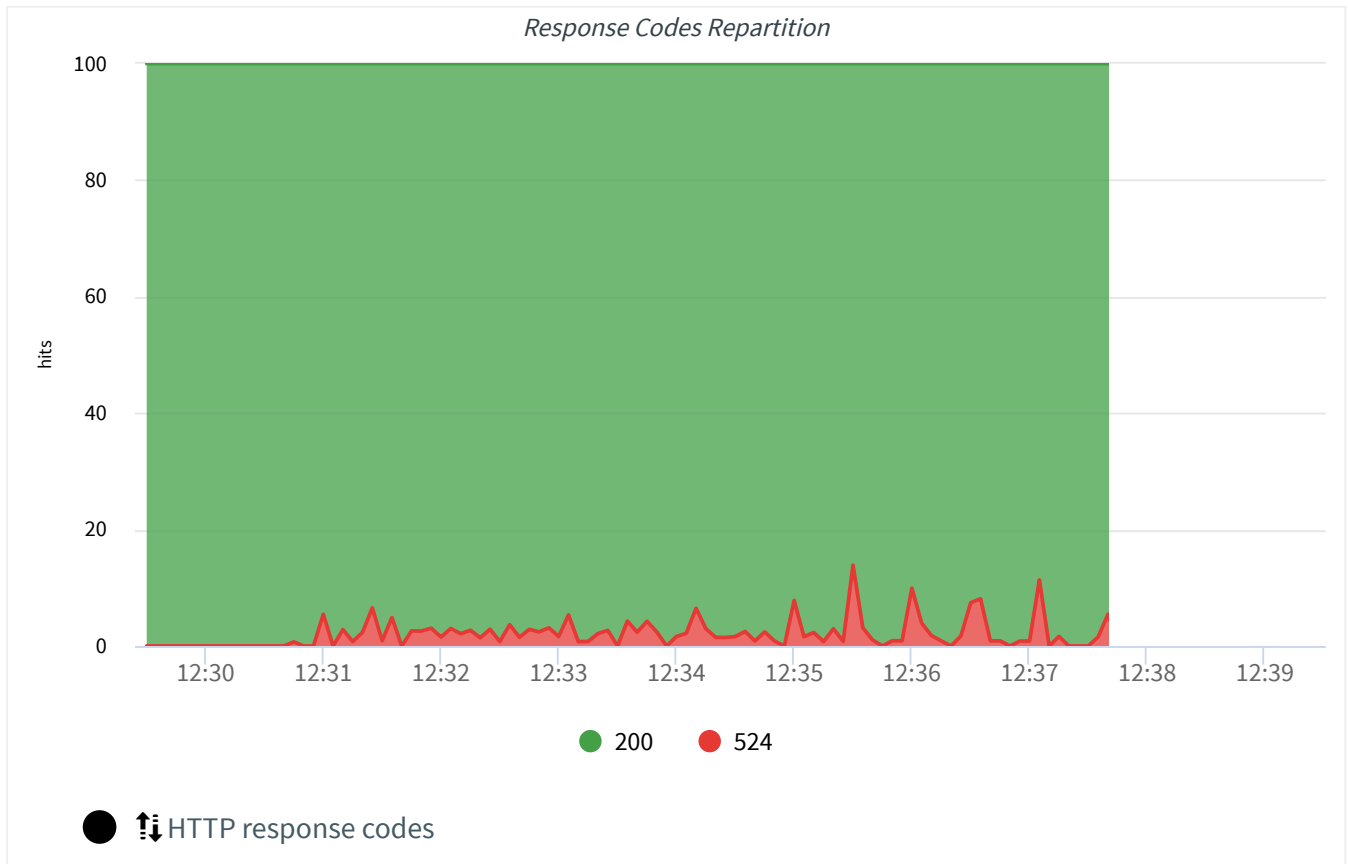


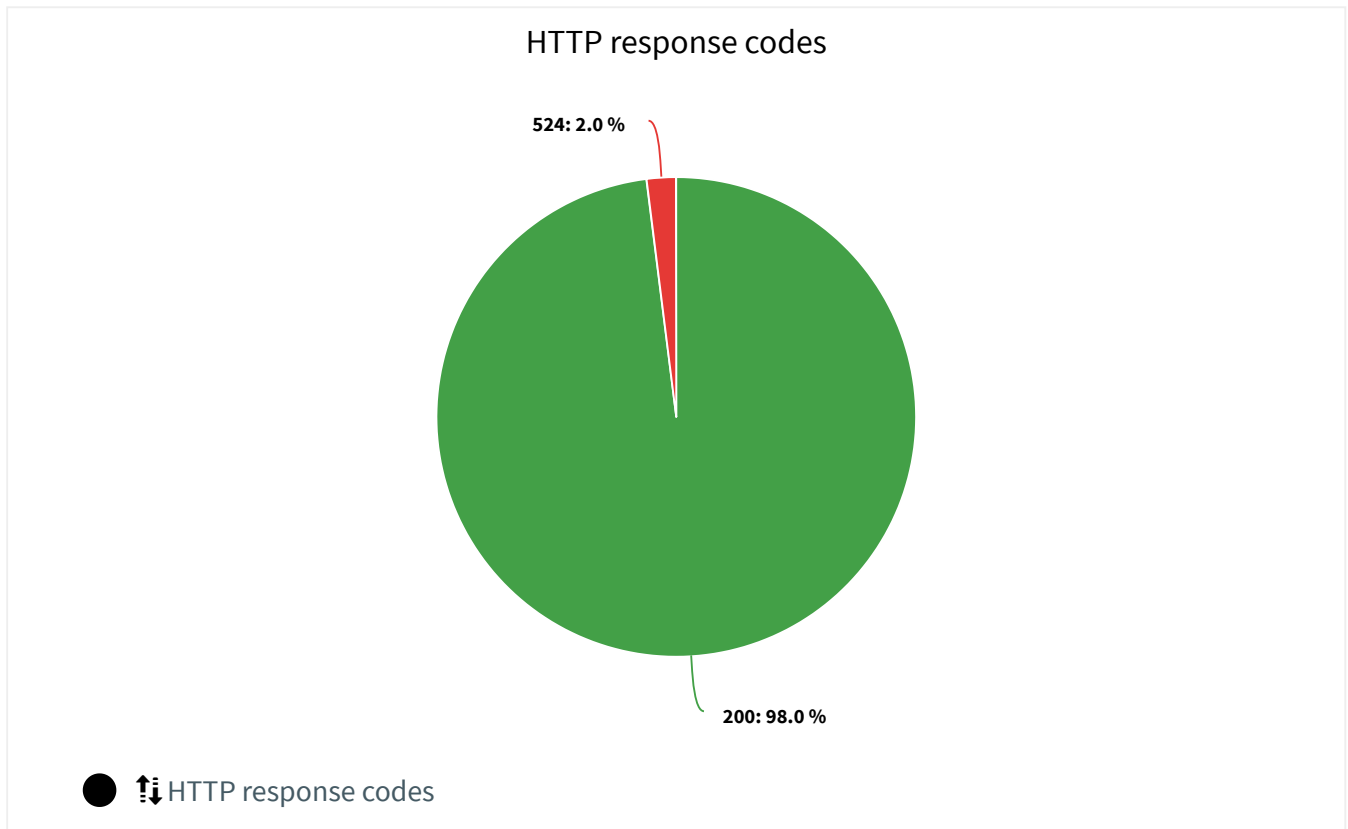
- 📄 Media types throughput
- 📄 Media types count























4. Response Codes Repartition

HTTP Response Code repartition.





| Errors | | |
|----------------------|--|-------------------------------|
| Time ▲ | Action | Error |
| | <input type="text"/> | <input type="text"/> |
| 2020-03-01, 12:30:48 |  /category/kocnice-lezajevi-tockovi/ | HTTP Status code: 524 Timeout |
| 2020-03-01, 12:31:04 |  /1839/standardi-patrona-pogona/ | HTTP Status code: 524 Timeout |
| 2020-03-01, 12:31:04 |  /category/ram/sedla-sicevi/ | HTTP Status code: 524 Timeout |
| 2020-03-01, 12:31:04 |  /ocene/bicikli/ | HTTP Status code: 524 Timeout |
| 2020-03-01, 12:31:04 |  /1839/standardi-patrona-pogona/ | HTTP Status code: 524 Timeout |
| 2020-03-01, 12:31:08 |  /category/tehnicki-deo/ | HTTP Status code: 524 Timeout |
| 2020-03-01, 12:31:08 |  /ocene/bicikli/treking/ | HTTP Status code: 524 Timeout |
| 2020-03-01, 12:31:08 |  / | HTTP Status code: 524 Timeout |
| 2020-03-01, 12:31:09 |  /category/ram/sedla-sicevi/ | HTTP Status code: 524 Timeout |
| 2020-03-01, 12:31:11 |  /category/kocnice-lezajevi-tockovi/ | HTTP Status code: 524 Timeout |
| 2020-03-01, 12:31:11 |  /2233/masti-za-lezajeve-bicikla/ | HTTP Status code: 524 Timeout |
| 2020-03-01, 12:31:14 |  /3293/materijali-od-kojih-se-prave-sedla-za-bicikle/ | HTTP Status code: 524 Timeout |
| 2020-03-01, 12:31:15 |  /1064/hvatovi-drumskog-kormana/ | HTTP Status code: 524 Timeout |
| 2020-03-01, 12:31:15 |  /9412/rutiranje-buzira/ | HTTP Status code: 524 Timeout |
| 2020-03-01, 12:31:20 |  /o-autoru/ | HTTP Status code: 524 Timeout |
| 2020-03-01, 12:31:20 |  / | HTTP Status code: 524 Timeout |
| 2020-03-01, 12:31:20 |  / | HTTP Status code: 524 Timeout |
| 2020-03-01, 12:31:25 |  /1839/standardi-patrona-pogona/ | HTTP Status code: 524 Timeout |
| 2020-03-01, 12:31:25 |  /2233/masti-za-lezajeve-bicikla/ | HTTP Status code: 524 Timeout |
| 2020-03-01, 12:31:25 |  /1064/hvatovi-drumskog-kormana/ | HTTP Status code: 524 Timeout |
| Total Items: 76 | | |

Appendix

Glossary

- **Active users/User Load:** Number of active users as defined in the load test scenario.
- **APDEX (Application Performance Index):** It is a standard method for reporting performance of applications. Based on 2 thresholds, a value between 0 and 1 is computed where 0 stands for 0 users satisfied, and 1 for all users satisfied.
- **Assertions:** Count of assertions in error, failed, or successful. Assertions in error or failed lets you know that your servers did not answer as you expected.
- **Connect Time:** Time between the request and the server connection. This represents the time it took to establish the connection, including SSL handshake.
- **Containers:** Logical action which lets you group a set of requests. Usually containers correspond to a screen or web page for a better readability of the results.
- **Errors:** Count or rate of errors that occurred. Errors may happen if your virtual user is not properly designed. Otherwise, errors may be the sign that your servers are overloaded.
- **Hits:** Count or rate of hits (requests) that occurred. Hits indicate the level of load simulated to the server during the test. They should be inversely proportional to the response time.
- **HTTP Response code:** Code sent by the server indicating the status of the response to an http request. As a general rule, codes such as 1XX, 2XX and 3XX indicate a success whereas codes starting with 4XX or 5XX indicate a failure.
- **Latency:** Time between the request and the first response byte. This measures the latency from just before sending the request to just after the first response has been received. This includes all the processing to assemble the request as well as the first part of the response.
- **Percentile:** A percentile (or a centile) is a measure used in statistics indicating the value below which a given percentage of observations in a group of observations fall.
- **Response time:** Time between the request and the end of the response. Also called server response time because it does not includes the client rendering time. The response time includes both the latency and the connect time.
- **Standard deviation:** Simply the square root of the variance. It's easier to compare to other metric types using a common unit.
- **Throughput:** Bit rate in Bytes per second. Amount of data exchanged between the simulated clients and the servers.
- **Variance:** The variance quantifies the dispersion of the metric. A variance close to 0 indicates that the metric values tend to be very close to the mean, while a high variance indicates that the values are spread out over a wider range. Its unit is the square of the metric unit.